

NVS Southern Branch Virtual Championships

27th July 2021



NATIONAL CHAMPIONSHIPS 2021

NVS Southern Branch Virtual Championships 2021

ENTRY FORM

Class	Vegetable Type and Cultivar	Class	Vegetable Type and Cultivar
1	Cabbage:	11	Onion Large:
2	Celery:	12	Onion <250g:
3	Parsnips:	13	Beans Runner:
4	Leeks:	14	Beans French:
5	Carrot Long:	15	Shallots Pickling:
6	Carrot Stump:	16	Shallots Exhib:
7	Peas:	17	Beetroot Long:
8	Cauliflower:	18	Cucumbers:
9	Potatoes W:	19	Tomatoes:
10	Potatoes C:	20	Under 16's competition Yes / No

Please complete the boxes with cultivar name for the class(es) you wish to enter.

Only one entry per Exhibitor per class allowed.

No telephone entries will be accepted.

Name:

Address:

.....

Telephone Number:NVS Number:

Email Address:

Entry form to be returned by **11.50pm on 17th July 2021** by post or email to:
Norman Dickinson, 34 Abergavenny Road, Lewes, East Sussex, BN7 1SN.

Telephone: 07792 296422

Email: chair.nvs-sb@outlook.com

Programme and Schedule of Vegetable Classes

JUDGES:

Head Judge

Barry Newman FNVS, Sussex

Judges:

Ian Clemens FNVS, Devon

Richard Hilson FNVS, Sussex

Kelvin Mason FNVS, Hants

Paul Dalby FNVS, Sussex

Keith Hine FNVS, Surrey

Marion Neden FNVS, Sussex

Reserve judge: Jan Lovell, Suffolk

SHOW SECRETARY: Ms Ali Clarke

SHOW MANAGER: Mr Norman Dickinson

THE NATIONAL VEGETABLE SOCIETY SOUTHERN BRANCH VIRTUAL ON-LINE CHAMPIONSHIPS

*OPEN TO CURRENT NVS MEMBERS AND ANY ONE CURRENT MEMBER OF AN
AFFILIATED SOCIETY ONLY*

SCHEDULE OF CLASSES

- Class 1 Cabbage. One dish of two with a minimum of 75mm stalks.
- Class 2 Celery. One dish of two heads.
- Class 3 Parsnips. One dish of three.
- Class 4 Leeks. Blanch or intermediate. One dish of three.
- Class 5 Carrots. Long pointed. One dish of three.
- Class 6 Carrots. Stump rooted. One dish of three.
- Class 7 Peas. One dish of six pods.
- Class 8 Cauliflowers. One dish of two.
- Class 9 Potatoes. White. One dish of five.
- Class 10 Potatoes. Coloured. One dish of five.
- Class 11 Onions. Large exhibition. One dish of three.
- Class 12 Onions. 250g or under. One dish of five.
- Class 13 Beans. Runner. One dish of six.
- Class 14 Beans. French. One dish of six.
- Class 15 Shallots. Pickling. Not to exceed 30mm in diameter. One dish of nine.
- Class 16 Shallots. Exhibition. One dish of nine.
- Class 17 Beetroot. Long. One dish of three.
- Class 18 Cucumbers. One dish of two.
- Class 19 Tomatoes. Approximately 60mm in diameter. One dish of six.
- Class 20 Under 16's Competition. Any number of vegetables or flowers contained within a standard size seed tray, max size 39cm x 25cm.

AWARDS

Rosettes and prize cards will be awarded:

- To exhibits achieving 1st, 2nd or 3rd place in Classes 1 to 19.
- To exhibits achieving 1st, 2nd, 3rd or 4th place in Class 20.
- To the exhibitor gaining the most points.
- To the most meritorious exhibit.

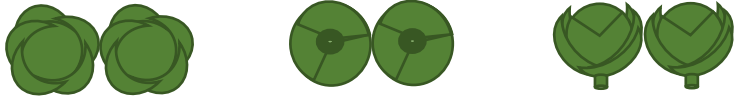
THE NATIONAL VEGETABLE SOCIETY SOUTHERN BRANCH VIRTUAL ON-LINE CHAMPIONSHIPS

SCHEDULE OF PHOTOGRAPHS

ALL IMAGES TO INCLUDE A £1 COIN


Class 1 Two Cabbages. 3 images.

1. From above. 2. From below to show stalk. 3. From one side.




Class 2 Two Celery. 3 images.

1. Front. 2. Back. 3. From the top with stems apart to show no stem rot / flower heads.



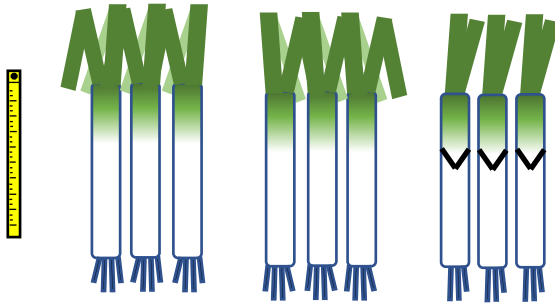
Class 3 Three Parsnips. 3 images.

1. Front, tape measure alongside. 2. Back. 3. Stalk end view – one root placed on the other two, pyramid formation.




Class 4 Three Leeks. 3 images.

1. Front, tape measure alongside.
 2. Back.
 3. From the side to show the button.
- No dressing of flags.




Class 5 Three Carrots Long. 3 images.

1. Front, tape measure alongside.
2. Back.
3. Stalk end view – one root placed on the other two, pyramid formation.



Class 6 Three Carrots Stump. 3 images.

1. Front.
2. Back.
3. Stalk end view – one root placed on the other two, pyramid formation.



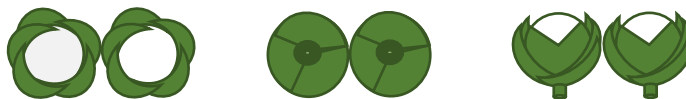
Class 7 Six Peas. 3 images.

1. Front.
2. Back.
3. With one pod open.




Class 8 Two Cauliflowers. 3 images.

1. From above.
2. From below to show stalk.
3. From one side.




Class 9 Five Potatoes (W). 3 images.

1. Fronts as normally staged.
2. Back.
3. Side on view with all tubers in a row.



Class 10 Five Potatoes (C). 3 images.

1. Fronts as normally staged.
2. Back.
3. Side on view with all tubers in a row.




Class 11 Three Onions Large Exhibition. 4 images.

1. As normally staged.
2. From above.
3. Front with exhibits laid down.
4. Back, with exhibits laid down. Both front and back images to show half of the root plate.




Class 12 Five Onions <250g. 4 images.


1. As normally staged.
2. From above.
3. Front with exhibits laid down.
4. Back, with exhibits laid down. Both front and back images to show half of the root plate.



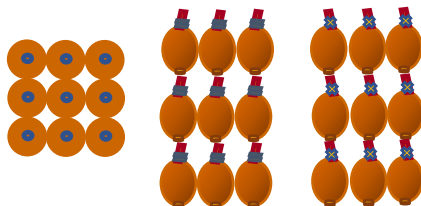
Class 13 Six Beans Runner. 3 images.
1. Front. 2. Back. 3. Side view.



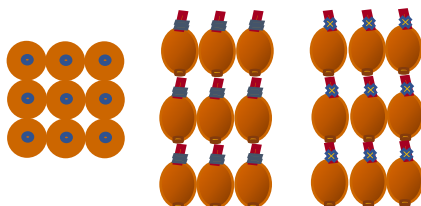
Class 14 Six Beans French. 3 images.
1. Front. 2. Back. 3. Side view.



Class 15 Nine Shallots Pickling. 4 images.
1. As normally staged – 3 rows of three. 2. From above. 3. Front with exhibits laid down. 4. Back, with exhibits laid down. Both front and back images to show half of the root plate.




Class 16 Nine Shallots Exhibition. 4 images.
1. As normally staged – 3 rows of three. 2. From above. 3. Front with exhibits laid down. 4. Back, with exhibits laid down. Both front and back images to show half of the root plate.



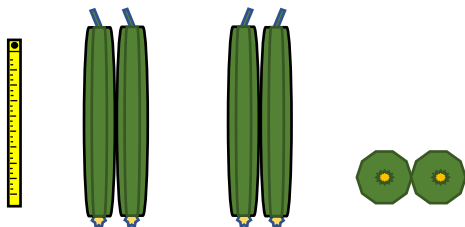
Class 17 Three Beetroot Long. 3 images.

1. Front, tape measure alongside.
2. Back.
3. Stalk end view – one root placed on the other two, pyramid formation.




Class 18 Two Cucumbers. 3 images.

1. Front, tape measure alongside.
2. Back.
3. Blossom end view.



Class 19 Six Tomatoes. 4 images.

1. Front with exhibits laid down – 2 rows of three.
2. Back with exhibits laid down.
3. From above to show calyces.
4. From below



Class 20 Under 16's class. 4 images.

1. Front view.
2. Back view.
3. From above.
4. From the side.

NOTES:

- 1) All photographs submitted must be in high resolution colour and saved as a JPEG file.
- 2) Photographs must be in focus to allow judges to assess exhibits. If photographs are deemed inadequate for fair assessment of entries then exhibits will be discounted by the judges. NIF awarded (Not In Focus).
- 3) All long roots, leeks and cucumbers to have a tape measure placed alongside to gauge length.
- 4) All other photographs to have a one pound coin included for scale.

Show Rules

1. The National Vegetable Society Southern Branch Virtual Championships is free to enter for all current members of the NVS and any one current member of an Affiliated Society.
2. Each exhibitor can only enter one exhibit per class, which must be the property of and be grown by the Exhibitor.
3. **All Entry Forms must reach the Show Manager no later than 11.50pm on 17th July 2021 and may be emailed or posted.** No telephone entries will be accepted. No late entries can be accepted due to insufficient time to process entries. A confirmation of entry will be sent to each exhibitor.
4. Judges officiating at the Southern Branch Championship Virtual Show are permitted to enter exhibits into any Class at those Shows.
5. The Show Manager / Secretary reserves the right to refuse entry to any exhibitor, as per NVS rules. In the event of such a refusal, an explanation will be given.
6. Judging will be in accordance with the rules as laid down in the 2017 NVS Judges and Exhibitors Guide and as amended 2018.
7. ***All photographic entries must be emailed to chair.nvs-sb@outlook.com and be received no later than 11.59pm on Wednesday, 21st July 2021.***
8. All photographs of exhibits must be taken between 20th and 21st July 2021 inclusive. No photographs taken prior to 20th July 2021 may be entered.
9. Any photograph suspected of being doctored, i.e. Photoshopped or being airbrushed will disqualify the entrant from taking part in the Competition.
10. All top foliage on root vegetables to be trimmed to approximately 75mm and all cabbages to be shown with approximately 75mm stalk and cauliflowers with approximately 75mm stalk.
11. Only natural raffia may be used for the tying of onions and shallots. All shallots to have been grown from sets.
12. The use of any foreign substance on the exhibit is strictly forbidden as described in the 2017 NVS Judges and Exhibitors Guide and as amended 2018.
13. ***Judging will be carried out on 24th and 25th July 2021 with the results expected to be given by 27th July. This will be subject to change depending on entry numbers.***
14. The Judge's decision is final.



THE PRESIDENTS TROPHY

Presented by
The Horticultural Society of America

Special Championships 2019
SWEET CARROT
M. Collier

F. HILKINS