



How do children learn to read?

How can you help at home?



**Why is
reading so
important?**

**What is
reading?**

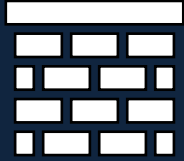
**What reading
skills does my
child need?**

**How can I
support my
child at
home?**



Why is reading so important?
Pop your thoughts into the chat box





Lacking vital literacy skills holds a person back at every stage of their life –

- as a child they won't be able to succeed at school**
- as a young adult they will be locked out of the job market**
- and as a parent they won't be able to support their own child's learning.**

National Literacy Trust



Reading for enjoyment is closely linked to academic development as well as building confidence and resilience, and children who are read to are much more likely to read for enjoyment themselves.

Book Trust



**Children with interested parents
pull ahead of the rest whatever
their starting point.**

Department for Education



What is reading?

**What the words say - decoding and word
recognition - phonics**

+ What the words mean - comprehension

= Fluent and effective reading



What reading skills does my child need?

There are 4 main skills



**Learn the different
sounds - how to say them
and write them**



**Spot those 44
sounds in words**



**Reading words 'sound out' –
say the sounds individually –
and then 'blend' those
sounds together**



**Understand what
the words mean**



SKILL 1

Skill 1 – learn the sounds

PHONICS – learn the 44 sounds
- how to say and write them



grapheme = written form
phoneme = spoken form



Taught in phases using
rhymes, images and actions

PHASE 2

s	k
a	ck
t	e
p	u
i	r
n	h
m	b
d	f
g	ff
o	l
c	ll
	ss

PHASE 3

j	igh
v	oa
w	oo
x	ar
y	or
z	ur
zz	ow
qu	oi
ch	ear
sh	air
th	ure
ng	er
ai	
ee	

PHASE 5

ay	ph
ou	ew
ie	oe
ea	au
oy	a-e
ir	e-e
ue	i-e
aw	o-e
wh	u-e

Letters and Sounds -
Read write inc will have a
different order

Parent tip 1: know your sounds

**Learn how
to say the
sounds
correctly**

[https://www.youtube.com
/watch?v=TTe5_Em0BHQ](https://www.youtube.com/watch?v=TTe5_Em0BHQ)

**Letters and
Sounds for Home
and School
YouTube channel,
created by
Wandsworth
schools**

https://www.youtube.com/channel/UCP_FbjYUP_UtldV2K_-niWw

Parent tip 2: sound games

If you
change one
letter in a
word what
do you get?

Think of
some
words that
rhyme

Find things
in the house
that start
with a letter

Spot the
same first
sound



Parent tip 3: use all your senses





SKILL 2

Skill 2 - spot the sounds

Spot those 44 sounds in words



**Individual sounds + sounds
written with several letters**



Digraph 2 letters making 1 sound
Trigraph 3 letters making 1 sound
These letters are 'special friends'

Parent tip 4: sound buttons

dog
● ● ●

crisp
● ● ● ● ●

shop
— ● ●

brown
● ● — ●

PHASE 2

s	k
a	ck
t	e
p	u
i	r
n	h
m	b
d	f
g	ff
o	l
c	ll
	ss

mop
spoon
singing

PHASE 3

j	igh
v	oa
w	oo
x	ar
y	or
z	ur
zz	ow
qu	oi
ch	ear
sh	air
th	ure
ng	er
ai	
ee	

ship
duck
date

PHASE 5

ay	ph
ou	ew
ie	oe
ea	au
oy	a-e
ir	e-e
ue	i-e
aw	o-e
wh	u-e

stamp
night
time





SKILL 3

Skill 3 – join the sounds

‘Sound out’ and ‘blend’



Accurate ‘sounding out’



**Watch out for digraphs
and trigraphs**

Parent tip 5: reminders

First step
always
'sound out'
and 'blend'

Even for
fluent
readers
meeting
new words

Have a try!
Pachycephalosaurus



Parent tip 6: blending support

Whisper

Don't rush

**Return to
your sound
games**

**'Robot
/ Fred
Talk'**

Exceptions to the rules

Tricky Word Spelling Lists		
1. I	13. you	25. one
2. the	14. your	26. by
3. he	15. come	27. only
4. she	16. some	28. old
5. me	17. said	29. like
6. we	18. here	30. have
7. be	19. there	31. live
8. was	20. they	32. give
9. to	21. go	33. little
10. do	22. no	34. down
11. are	23. so	35. what
12. all	24. my	36. when

Tricky words / red words

There are some words you cannot sound out

Children need to learn them by sight

High frequency words

Learning these by sight aids fluency

Parent tip 7: specific practice

spot tricky
words and high
frequency
words to
develop fluency

Look,
cover,
write,
check

one or two
words at a
time -
post-its



SKILL 4

Skill 4 – understand the words

Why do we read?



Understand what the words mean



Chat and question
- never assume!




Parent tip 8: questioning

1. Factual question
“where did Dad take
Sam and Carl?”

2. Make it personal
“what do you like doing
at the park?”

3. Check
understanding and
vocabulary
“do you know what
the white bird is
called?”

Sam and Carl go to the park with Dad.



2

They like to feed the ducks.
“We can run to the pond!” said Carl.



3



Parent tip 9: daily reading

**Hear your
child read
school
book**

**Let your
child turn
the pages
and point**

**Enjoy
reading
to your
child**

**Read
wherever
you go**

Hearing a child read

Key things to remember:

Sound out and blend

Spot digraphs and
trigraphs

Look out for tricky or
high frequency words
(and repetitive words)


Chat and ask questions

Sam and Carl go to the park with Dad.



2

They like to feed the ducks.
"We can run to the pond!" said Carl.



3





ONE FINAL SECRET ...



**We don't want our children just to be *able* to read
– we want them to *enjoy* it**

**Reading enjoyment has been reported as more
important for children's educational success
than their family's socio-economic status.'**

OECD, Reading for Change

How can we help them with this?

Parent tip 10: inspire the love!

**Bedtime
story -
give them
choice**

**Link your
reading to a
fun activity**

**Chat and
enjoy
books in
your home
language**

**Library - try
poetry, facts,
comics, jokes
and audio
books too**

**Websites for
recommended
books -
BookTrust
The Reader
Teacher**



Questions?



Find more information on our website -
www.learn2love2read.org.uk

Follow our social media -
@learn2love2read

Anna@learn2love2read.org.uk