



## **Welcome to Learn to Love to Read's phonics training**



**While you wait for the session to start,  
please click on chat at the bottom  
of your screen and type:**

- **Your full name**
- **if you are a returning volunteer or a new volunteer**



# Phonics Training 2020



**How does a child learn to read?**

# There are 6 main skills

---



Learn 44 different  
sounds – how to  
say them and write  
them



Spot those 44  
sounds in words



‘Sound out’ – say  
the sounds one by  
one



‘Blend’ the  
sounds together



Read the words



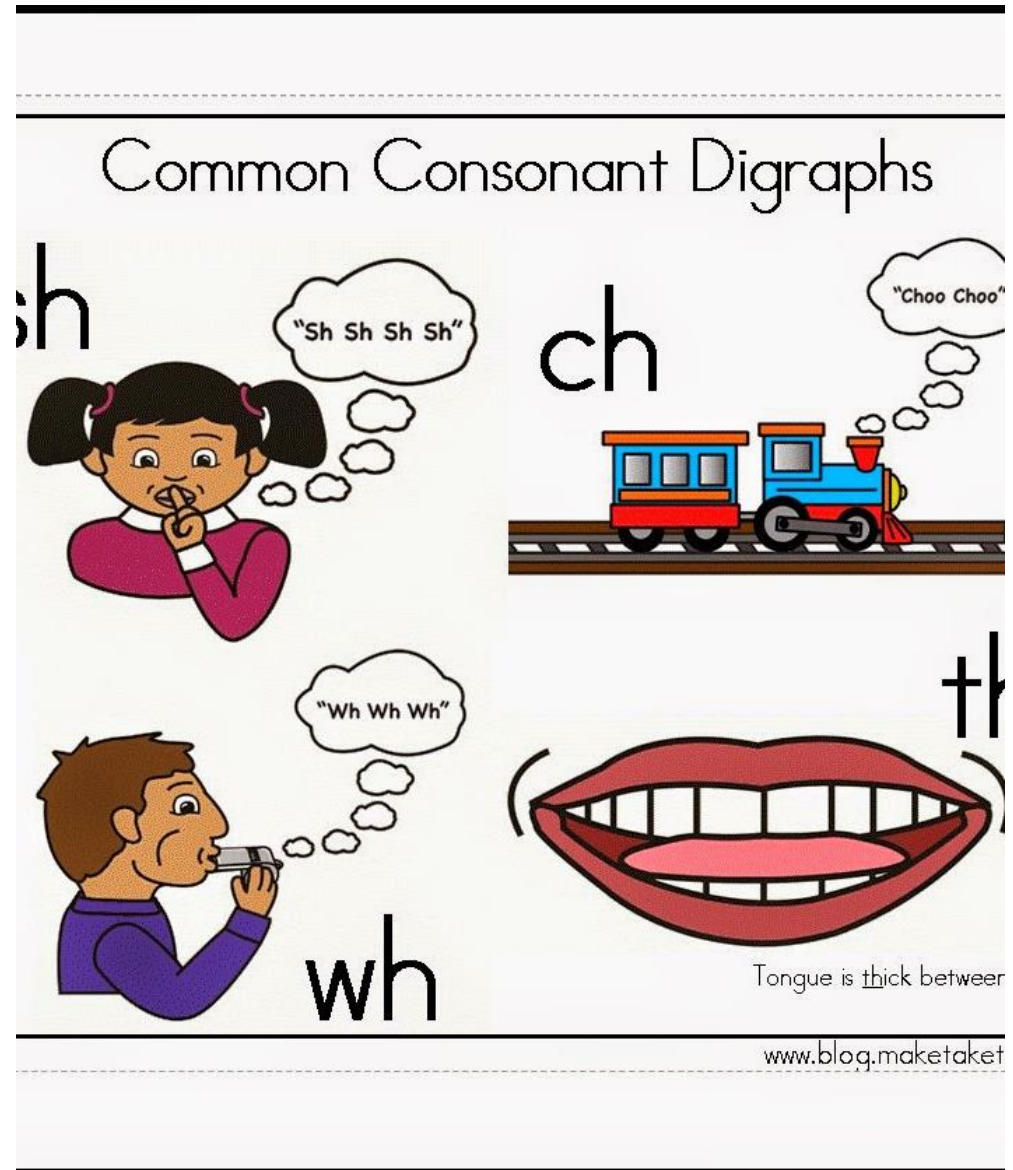
Understand what  
the words mean






**Skills 1 to 5  
require phonics knowledge**

- Phonics is all about sounds
- 26 letters in the alphabet but 44 sounds
- Some sounds are written using 2 or 3 letters working together




# Skill 1

---

1. Learn 44 different sounds – how to say them and write them  
grapheme = written form of a sound  
phoneme = spoken form of a sound
- 

Schools teach the sounds using various phonics schemes  
- e.g. Read Write Inc, Letters and Sounds, Jolly Phonics



Each scheme introduces the sounds in a fixed order – they are grouped in phases – see next slide

## PHASE 2

s	k
a	ck
t	e
p	u
i	r
n	h
m	b
d	f
g	ff
o	l
c	ll
	ss

## PHASE 3

j	igh
v	oa
w	oo
x	ar
y	or
z	ur
zz	ow
qu	oi
ch	ear
sh	air
th	ure
ng	er
ai	
ee	

## PHASE 5


ay	ph
ou	ew
ie	oe
ea	au
oy	a-e
ir	e-e
ue	i-e
aw	o-e
wh	u-e



Some schemes  
use actions to  
help children  
remember

Some use  
images and  
rhymes

Some use  
games and  
quizzes



**To practise a specific grapheme:**



**FOR IN-SCHOOL VOLUNTEERS**  
**write in the back of your notebook**



**FOR VIRTUAL VOLUNTEERS**  
**highlight the grapheme in the book**

# Skill 2

---

## 2. Spot those 44 sounds in words

Children must identify individual sounds and also spot the sounds represented by more than one letter

**Digraph** 2 letters making 1 sound

**Trigraph** 3 letters making 1 sound

We also use the explanation 'special friends'

# Sound buttons

dog

crisp

shop

brown

PHASE 2		PHASE 3		PHASE 5	
s	k	j	igh	ay	ph
a	ck	v	oa	ou	ew
t	e	w	oo	ie	oe
p	u	x	ar	ea	au
i	r	y	or	oy	a-e
n	h	z	ur	ir	e-e
m	b	zz	ow	ue	i-e
d	f	qu	oi	aw	o-e
g	ff	ch	ear	wh	u-e
o	l	sh	air		
c	ll	th	ure		
	ss	ng	er		
		ai			
		ee			



mop  
spoon  
singing

ship  
duck  
date

stamp  
night  
time



# Skill 3

---



3. 'Sound out'  
– say the sounds one by one



Accurate pronunciation of each sound  
is vital to allow the child to 'blend'



Pronunciation video

<https://www.youtube.com/watch?v=lwJx1NSineE>

# Skills 4 and 5

---

4. 'Blend' the sounds together

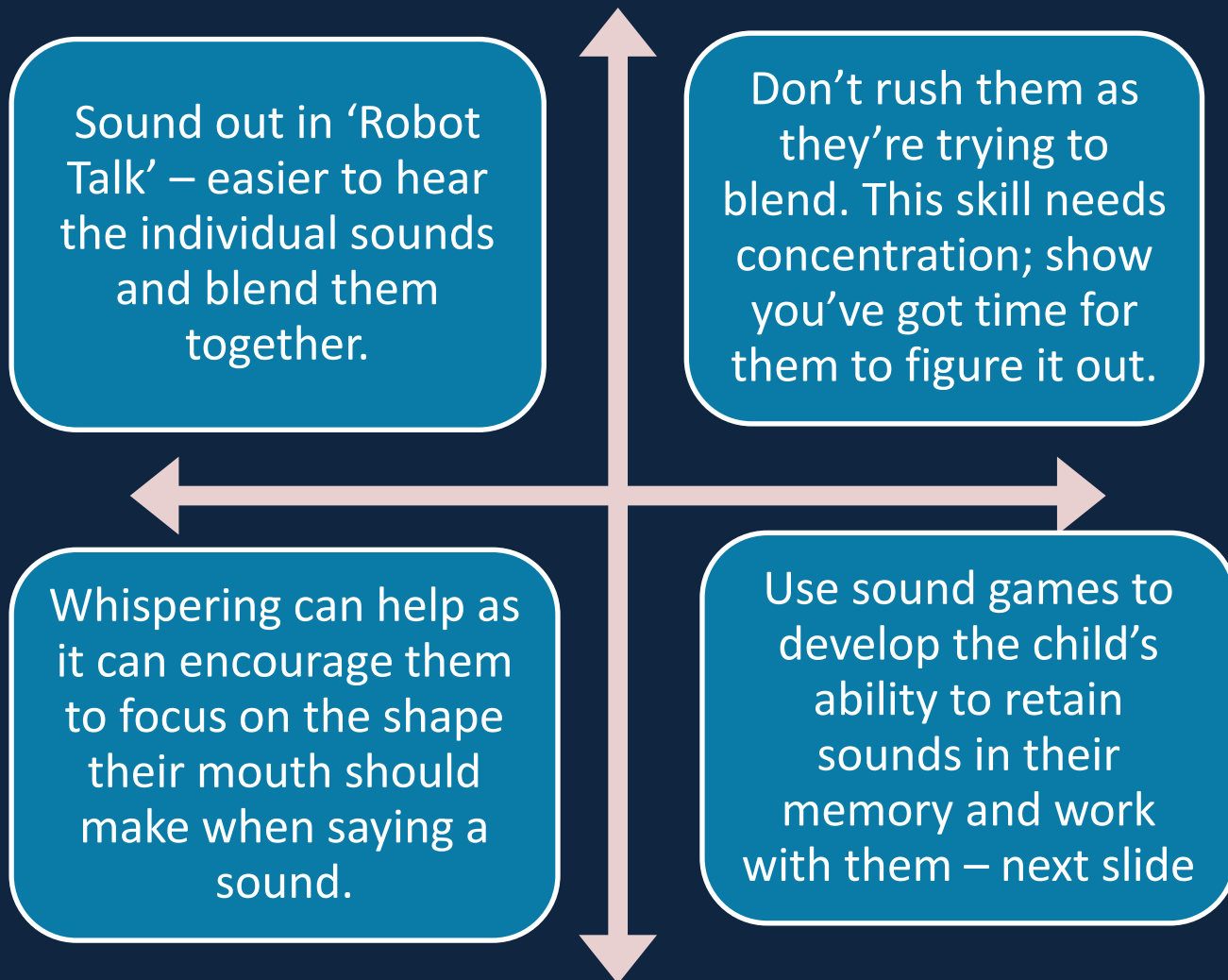


Children can sometimes find this tricky

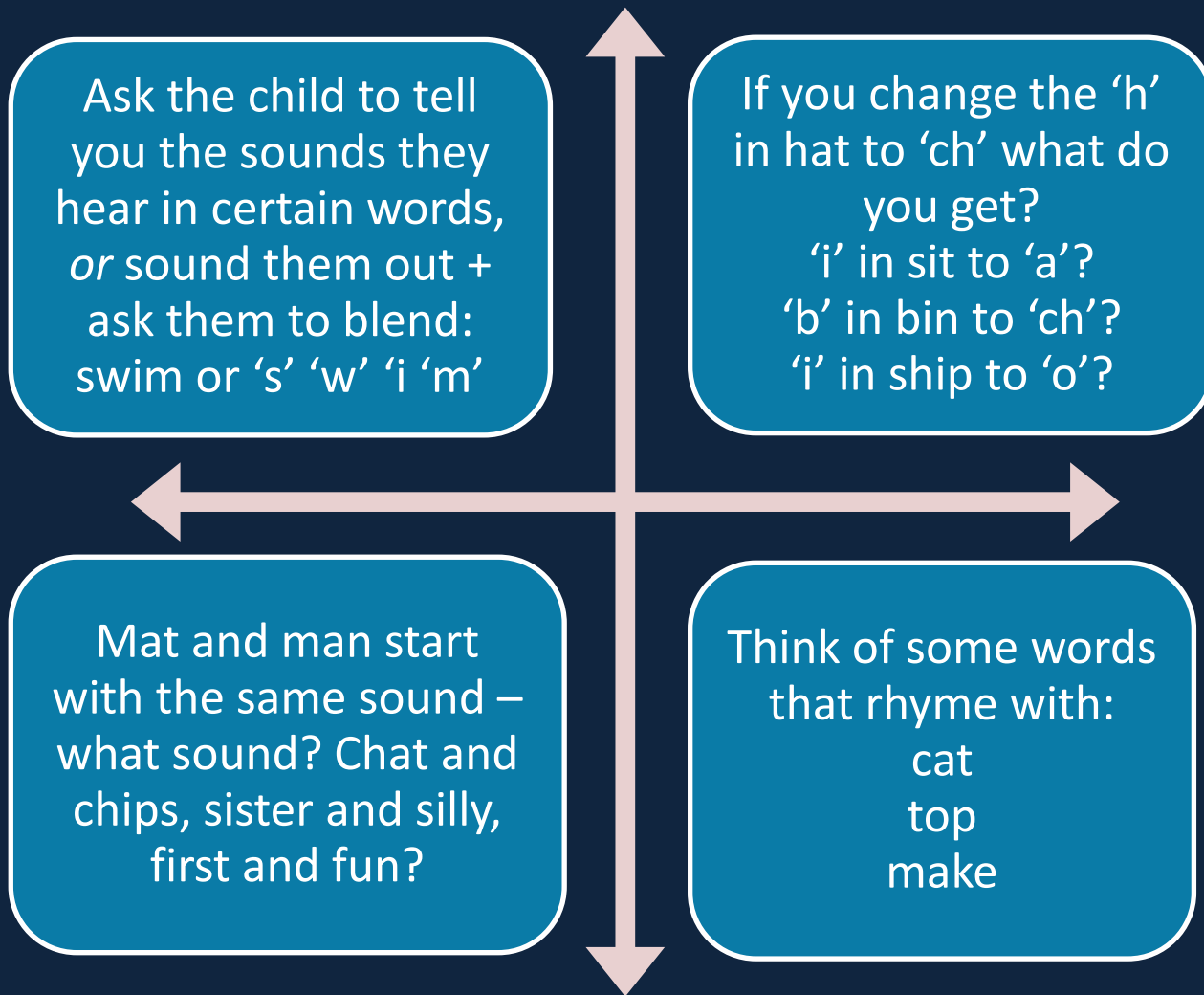


5. Read the words

# Tricks if blending is hard



# Sound games – no written words



voo



jound



terg



fape



# Year 1 phonics tests



### Tricky Word Spelling Lists

- |         |           |            |
|---------|-----------|------------|
| 1. I    | 13. you   | 25. one    |
| 2. the  | 14. your  | 26. by     |
| 3. he   | 15. come  | 27. only   |
| 4. she  | 16. some  | 28. old    |
| 5. me   | 17. said  | 29. like   |
| 6. we   | 18. here  | 30. have   |
| 7. be   | 19. there | 31. live   |
| 8. was  | 20. they  | 32. give   |
| 9. to   | 21. go    | 33. little |
| 10. do  | 22. no    | 34. down   |
| 11. are | 23. so    | 35. what   |
| 12. all | 24. my    | 36. when   |

# tricky words / red words

There are some words you cannot sound out

Children need to learn them by sight




**Phonics is an vital skill when children first start to read**  
**It is also useful later when they come across words they do not know**


# Skill 6

---

## 6. Understand what the words mean



We read to learn information or enjoy a story – reading aloud fluently is pointless if there is no understanding




Remember at all times as a volunteer to chat, question and check for comprehension – never assume!



# Let's have a go




Sam and Carl go to the park with Dad.



2

They like to feed the ducks.  
"We can run to the pond!" said Carl.



3



# Let's have a go



Bert and Darla had a farm. Bert picked turnips to sell at the market.



"Darla, I wish you picked turnips, and I looked after the hut!" said Bert.







# Questions?



**Learn to Love to Read**  
**L2L2R**

**[www.learn2love2read.org.uk](http://www.learn2love2read.org.uk)**

**@learn2love2read**