



Deportation Appeals

Preparing your Article 8 Deportation Appeal

July 2017

Bail for Immigration Detainees (BID) is a national charity that provides legal advice and representation to individuals held under immigration powers to secure their release from detention. We also provide legal advice and representation to detainees facing deportation. BID works with detainees in all removal centres in the UK, and with immigration detainees held in prisons.

- We provide free legal advice, information and support to immigration detainees to help them exercise their right to liberty and access to justice, and to help them challenge their deportation.
- We prepare and present (free of charge) applications for release on bail or temporary admission.
- We carry out research and use evidence from our legal casework to influence decision-makers, including civil servants, parliamentarians, and regulatory bodies through policy advocacy.

The Article 8 Deportation Advice project (ADAP) is a project that provides free legal advice and representation to individuals challenging deportation on the grounds of their long residence in the UK and/or their family life in the UK.

The right to respect for family and private life is protected by Article 8 of the European Convention on Human Rights.

Disclaimer

Although every effort is made to ensure the information in this factsheet is accurate and up to date, it should not be treated as a complete and authoritative statement of the law. BID cannot be held liable for any inaccuracies and their consequences. The information in this factsheet is not legal advice. If you have a legal problem you should talk to a lawyer or legal adviser before making a decision about what to do.

Please check that this factsheet is up to date before using it. Please also check whether BID has written other factsheets or leaflets that might be relevant to you. All BID factsheets and leaflets can be found at www.biduk.org

Table of Contents

1. Who is this leaflet for?
2. How to use this leaflet
3. What is deportation?
4. What the law says about who should be deported
5. An introduction to writing your witness statement
6. Headings for your Witness Statement (WS) and gathering supporting evidence.

Heading 1 My private life in the UK

Heading 2 My family life in the UK with your partner and children

Heading 3 Why it is in my children's best interests for me to remain in the UK

Heading 4 Specific difficulties that my partner /children would face if they were to relocate to join me abroad

Heading 5 Other family members

Heading 6 Risk of re-offending and risk of harm to the public

Heading 7 Supporting witness statements from family/friends

7. Useful contacts
8. Case preparation evidence checklist

1. Who is this leaflet for?

This leaflet is for non-EEA nationals. It is not intended for EEA nationals who are facing deportation under the European Economic Area Regulations or their non-EEA family members.

It is a guide to preparing your deportation appeal if you do not have a legal representative. This leaflet will assist you if you believe that you should not be deported because:

- You have lived in the UK for a long time; and/or
- You have a partner or children in the UK.

Arguments that you should be allowed to remain in the UK for these reasons are called ‘**Article 8**’ grounds because they are rights protected under Article 8 of the European Convention on Human Rights.

2. How to use this leaflet

The leaflet is a practical step-by-step guide to writing your Witness Statement and gathering supporting evidence.

- It suggests section headings for your witness statement;
- It explains what sort of information you should include under each section;
- It explains the type of documentary evidence that you should gather to support each point;
- It contains ‘Action Points’ to remind you of important steps;
- It contains a ‘checklist’ that you can use to help you manage the preparation process.

You may also find it helpful to use this leaflet along with our other leaflets on deportation available on the BID website at www.biduk.org

- BID Factsheet 5 Deportation Appeals: An Overview (March 2015)
- BID Factsheet 6 Deportation Appeals: Deportation of EU Nationals (March 2015)
- BID Factsheet 7 Deportation Appeals: EEA Nationals length of residence (March 2015)
- BID Factsheet 8 Deportation Appeals: Representing yourself in the First Tier Tribunal in Article 8 Deportation Appeals (June 2015)
- BID Factsheet 9 Certification of a Human Rights Claim under s.94B of NIAA 2002 and 24AA of the EEA Regulations 2006

If you are in prison or an IRC, your library may have copies of these leaflets. If you can make telephone calls then call one of the numbers on the back of this factsheet to ask for our factsheets (020 7456 9750). If you are in prison and prefer to write then contact us at **Freeport RTSU-ZJCB-XCSX, Bail for Immigration Detainees (BID), 1b Finsbury Park Road, London, N4 2LA** and we will send you a prison pack.

3. What is Deportation?

Deportation is used for non-British citizens who have committed criminal offences or whose presence the government believes is not 'conducive to the public good'.

Deportation means **very long term exclusion from the UK**. If you are deported you will be forced to leave the UK and be unable to return for ten years, or maybe even longer, unless you can show very good reasons why you should be allowed to return sooner.

If the Home Office has decided to deport you, it will give you a '**Notice of Decision to Deport**'. This is a letter which explains the Home Office's reasons for wanting to deport you. You will usually be given a 'Deportation Order' at the same time.

Foreign nationals who have overstayed their visas or breached the conditions of their permission to stay in the UK are normally forced to leave the UK by being removed (administrative removal) rather than by deportation.

4. What the law says about who should be deported

It is important that you understand what the law says about who can be deported. This is because, in the Notice of Decision to Deport, the Home Office will explain how it believes that the law applies to the particular circumstances of your case. Below is a summary of the key rules. This may help you understand the Home Office letter.

The law states that it is in the public interest to deport foreign nationals who have committed criminal offences and who have been sentenced to a total period of 12 months in prison during the previous 5 years, or the offence has caused serious harm, or they are a persistent offender.

But there are 'exceptions' to this where the right to private life and family life in the UK outweighs the public interest in deportation. The exceptions only apply to people given a custodial sentence of between 12 months and 4 years if certain conditions are met. These are set out below:

1. The Exception based on a parental relationship with a 'Qualifying Child'

A 'Qualifying Child' is one who is under 18 and either a British Citizen or who has lived continuously in the UK for seven years.

Even if your child is a 'Qualifying Child' you will also have to show that it would be 'unduly harsh' to expect your child to either:

- Live with you in your home country; or
- Remain in the UK without you if you were deported.

2. The Exception based on a relationship with a Qualifying Partner

A 'Qualifying Partner' is one who is either a British Citizen or who has 'Settled Status' in the UK (Indefinite Leave to Remain), or permanent residence under European Union Regulations, **and** the relationship was formed when the person who is being deported was in the UK lawfully and their immigration status was not 'precarious'.

Immigration status that is not 'precarious' is Indefinite Leave to Remain (ILR). This is because having ILR means there is not a time limit on permission to remain. However, Discretionary Leave to Remain or other Limited Leave to Remain (e.g. permission to stay as a student), is 'precarious' because it is temporary leave only.

Even if your partner is a 'Qualifying Partner' you will still have to show that it would be 'unduly harsh' for your partner to either:

- Live with you in your home country; **or**
- Remain in the UK without you if you were deported.

3. The Exception based on Private Life in the UK

This test is met if:

- The person has been lawfully resident in the UK for most of their life; **and**
- They are socially and culturally integrated into the UK; **and**
- There would be very significant obstacles to their integration into the country to which it is proposed he is deported.

The 'very compelling circumstances' test

People given a custodial sentence of 4 years or more cannot qualify only under the 'Exceptions'. They will need to show something more: that there are 'very compelling circumstances' why they should not be deported, (for example, strong compassionate reasons such as serious ill-health of you or a partner or child).

The Article 8 Test

This refers to Article 8 of the European Convention on Human Rights (ECHR). It protects the 'right to respect' for family and private life. The right is not 'absolute'. This means that the Home Office and the First-tier Tribunal Judge must balance the rights of the individual facing deportation and those of his family, with the right to maintain immigration control and prevent crime and disorder. Striking this balance is called the '*proportionality test*'.

The Home Office will try to show that the need to deport you is more important than any reasons that you give to remain in the UK. The court must show that it has considered both sides before deciding if it is in the public interest to deport you or to let you stay in the UK.

Additional factors that the tribunal must have regard to when considering an Article 8 claim under the Immigration Acts

When the Tribunal is deciding a human rights appeal which has raised Article 8 issues, the law states it must have regard to specific 'public interest' considerations. In particular, the law states that it is in the public interest if the person appealing:

- i) Can speak English and
- ii) Is financially independent.

This is because the Home Office considers that they can better integrate into UK society and will be less of a burden on the taxpayer.

It also states when considering private life (time spent living in the UK) 'little weight' should be given to time spent in the UK 'unlawfully' or when a person's immigration status was 'precarious'.

It also states when considering a relationship with a 'qualifying partner', 'little weight' should be given to that relationship if it was formed at a time that the person appealing was in the UK

5. An Introduction to writing your witness statement

Why your witness statement is so important

Your witness statement will be extremely important evidence in your case. It should explain all the reasons why you should not be deported. ***It is your opportunity to make sure that the Home Office and the immigration judge know all the reasons why you should not be deported.*** Having everything written down in a witness statement is especially important if you are removed from the UK during the appeal and cannot be at your court hearing.

If your case has been 'certified' under s.94B of NIAA 2002 and 24AA of the EU Regulations 2006), please see BID Factsheet 9 Certification of A Human Rights Claim under s.94B of NIAA 2002 and 24AA of the EEA Regulations 2006. Certification' means that you are only allowed to have your appeal after you leave the UK.

Some simple rules

It can seem difficult to know where to begin. But, writing a witness statement can be quite easy. You just need to follow a few simple rules.

- Keep it clear and to the point
- Number your paragraphs
- Divide it into headings so that the Judge can easily see what the paragraph is about.

- Type it rather than write it if possible so that it is easy for the Judge to read.
- Whenever you can, try and back up your points with supporting evidence.
- Remember: It is up to you to give the court the evidence to support your case. The Judge can only make a decision on the evidence that you give to the court.

The Home Office letter called the '**Notice of Decision to Deport**' will explain the Home Office's reasons for wanting to deport you. Your witness statement will need to explain why you disagree with the Home Office letter. *Try to make sure that you reply to each and every point that the Home Office makes in their letter.*

Action point: Before you start to write your Witness Statement, check whether you have the documents set down below. If you do, gather them together as they will be important to refer to when you write your statement.

You do not need to wait until you have all of the documents. If you do not have them, make a start on a draft of your statement. You can then go back and change it when you receive the documents or prepare a further short statement if you need to.

- a) The Home Office Decision to Deport letter. You need this because you must make sure your Witness Statement explains why you disagree with the reasons in that letter.
- b) Copies of any earlier statements you have given to the Home Office in your case. You need this because if you say something different in your new witness statement, you must explain your reasons.
- c) A copy of the 'Home Office Bundle' if you have it. This is the bundle of papers the Home Office will rely on at the appeal. You must be given a copy of this before the appeal hearing.
- d) A copy of your NOMS OASys Report. This is the assessment by the Probation Service of whether you present a risk of re-offending or a risk of harm to the public or to certain people. It is usually prepared if you are given a custodial sentence of 12 months or more, but it will soon be produced for everyone who is sentenced to any time in prison. If you do not have it, you should ask your Probation Officer to give you a copy.
- e) If you do not have a Probation Officer, there should be a copy of the OASys report in your full Home Office file. You can request a copy of your full file by making a 'Subject Access Request' (SAR). You can make this request by writing to the Home Office. A fee of £10 is payable. A SAR request form and guidance notes can be downloaded from the Home Office website at: <http://bit.ly/1LYbwoY> . However you do not have to use this form and you can make your application by letter only if you wish.

6. Headings in your Statement and supporting evidence

You could use each section heading below as a heading in your witness statement. That will help you to structure your statement and ensure that you include information on all of the key points.

Witness statement heading 1 - My private life in the UK

This means the life you have built up during your time in the UK which shows that you are integrated into the society and culture of the UK and that the UK is your home.







It should include:

- How long you have lived in the UK
- How you have spent your time in the UK
- Any educational courses completed
- Jobs that you have had lawfully in the UK
- Any religious or social networks that you belong to
- Details of your close friends in the UK
- The problems that you would face if you were deported
- Explain if you have any family and/or a support network to return to in the country to which the Home Office intends to deport you
- If you think that there would be lots of difficulties in adapting to life in that country, explain in detail (i) what these difficulties are and (ii) why you feel you cannot overcome them. For example, it may be that you have lived for so long in the UK that you feel fully integrated into the British way of life, values and culture or it may be that you have never been to the country to which the Home Office wants to send you.

Action point: Remember to use the checklist below to help you gather your supporting evidence.

SUPPORTING EVIDENCE CHECKLIST

Types of evidence to demonstrate my private life in the UK

	Lawful residence in the UK	<p>If you have previously been granted leave to remain in the UK, e.g. Indefinite Leave to Remain or Discretionary Leave to Remain or Refugee Status, you should provide a copy of the Home Office letter granting you the leave (or permission) if you have it.</p> <p>If you arrived in the UK as a child, it may be that you cannot prove when you came to the UK or what immigration status you had. However, the Home Office should have full records. You can obtain a copy of your file by making a Subject Access Request, (see above, Action Point 5).</p>
	Residence in the UK	<ul style="list-style-type: none">• GP registration cards• Tenancy agreements• Bills in your name• Bank accounts in your name
	Education in the UK	<ul style="list-style-type: none">• Certificates for qualifications achieved. If you do not have access to certificates, make a list of the schools you attended, and dates and qualifications achieved.• You could write to your old schools to ask them to provide a letter confirming the dates that you were a pupil at the school.
	Paid employment in the UK	<ul style="list-style-type: none">• Letters from employers confirming work history• Payslips or bank statements showing wage payment <p>If you have worked lawfully in the UK and paid tax and National Insurance but do not have evidence of this, you can request a copy of your file from Her Majesty's Revenue and Customs (HMRC). You can complete an online Subject Access Request (SAR) form at: https://online.hmrc.gov.uk/shortforms/form/DPU_SAR</p>
	Voluntary work in the UK	<p>Letters from the organisation that you volunteered for. This would need to include information on when you became involved with the organisation, how much you were involved with them and your role and activities.</p>
	Long term friends in the UK	<p>If you have long term friends in the UK who have leave to remain or are British citizens, it will be important to explain this to help show that you are integrated into British society. You will need to speak to them first to check that they are willing to be included in your statement. If they are, you will need to explain in your statement how long you have known them and how they have been part of your life over the years.</p> <p>Long term friends may be willing to write a short statement on your behalf to support your case if you ask them to. See section below 'Witness Statement Part 6 – Supporting witness statements from family and friends'</p>

Witness statement Heading 2 - My family life in the UK with my partner and children

It will be very important to provide as much information about your life with your partner and children, as possible.

Partner/Spouse

- Provide full details of your partner or husband or wife, including their nationality and immigration status.
- State how long you have been together. If you have lived together, provide the address and dates.
- If you had valid permission to be in the UK when you started the relationship, you should state what permission you had.
- Explain how the relationship was maintained while in prison or in immigration detention, (for example, letters/ telephone calls/ visits). If they have visited you, you should say how often.
- If they have not visited you at all, or not very often, you should explain why this is. For example it may be that the prison or Immigration Removal Centre is a long way from their home and they cannot afford the journey, or that it is hard for your partner to get time off work.

Why it would not be reasonable for my partner to follow me to the country of deportation

If you and your partner believe it would not be fair for your partner to follow you to continue family life in the country the Home Office wants to deport you to, or it would be unsafe for them to do so, you should explain why in your witness statement. For example, if they have lived all their life in the UK or if they have close family here that they do not want to be separated from.

My children in the UK

- Provide full details of all of your children in the UK who you are in regular contact with, including nationality and immigration status.
- Explain how you have maintained contact with your children while in prison and/or in immigration detention.
- Explain what involvement you have, or did have in your children's day-to-day lives before you were detained.
- Explain what part you play in making key decisions about the children's lives, such as choice of school or where the child lives.
- Explain the ways in which you are genuinely willing and able to care for the children if you can remain in the UK.
- If you have a Contact Order from the Family Court you should explain about this to the Home Office.

Action point: Remember to use the checklist below to help you gather your supporting evidence.

SUPPORTING EVIDENCE CHECKLIST

Types of evidence to demonstrate my private life in the UK

✓	Copy of your partner's Immigration Status Document or passport.
✓	Copy of the children's birth certificates.
✓	Copy of prison/Immigration Removal Centre visits record. You can request these from the prison/Removal Centre.
✓	Copy of prison telephone records. You can request these from the prison.
✓	Copies of any emails, letters or cards sent between you, your partner and children while you were in prison or immigration detention.
✓	Photographs of family life over the years.
✓	If maternity or paternity is not accepted by the Home Office (for example because you are not named on your child's birth certificate), you may need a DNA test.

Witness statement Heading 3 - Why it is in my children's best interests for me to remain in the UK

The First-tier Judge must treat the best interests of your children as a **'primary consideration'** in deciding your appeal. This means looking at their welfare or 'well-being', which includes not only physical health but also emotional and psychological health.

If you believe that the well-being of your children will be badly affected if you are deported from the UK, you must explain your reasons in as much detail as possible in your witness statement.

Explain the ways in which your children's well-being has been affected by your temporary absence in prison or immigration detention and how this will be made worse if you are deported. For example:

- Has their performance or behaviour at school been affected, if so how?
- Have they suffered from stress/low mood?
- Have they experienced behavioural difficulties?

Action point: Remember that saying that your children have been affected is not enough on its own. You need to show how they have been affected.

Explain how you have tried to support them during this time. For example, by speaking to them over the phone about their feelings, or writing letters or talking to them.

If you have returned to the family home, explain in detail how your children's well-being has improved following your release from prison or detention.

If your partner or the primary carer of the children has suffered particular stress while you have been in prison or detention, explain in detail how this has affected the well-being of the children and how your presence in the UK will benefit the welfare of the children.




If your partner or the primary carer of the children suffers from physical or mental health problems that affect their ability to meet the full range of childcare responsibilities, both practical and emotional, you should explain how your presence in the UK will benefit the welfare of the children.

Explain if any of your children have any physical or mental health conditions and the ways that you need to care for them. For example, if your child suffers from a particular condition such as autism or ADHD (Attention Deficit Hyperactivity Disorder) or has an eating disorder, you should explain in as much detail as you can why the particular support that you can provide cannot be provided by others.

Think carefully about the long term needs of your children as they grow up and why your presence in their lives would be particularly valuable to them at key stages in their development into adulthood. Remember, if you are deported, it is very likely that you will not be able to apply to return to the UK for at least 10 years, and in some cases even longer.

SUPPORTING EVIDENCE CHECKLIST

Types of evidence to show how separation from your family in prison or immigration detention has affected the wellbeing of your children/partner

	Letters from the children's school or nursery teacher/head teacher	If you believe that your absence from home has affected your children's behaviour at school or their educational progress, you could ask their teacher to write a letter for you explaining this.
	Letter from your GP	If your partner has been to the GP because s/he has suffered stress or depression or other health problems during your absence or due to concerns about the wellbeing of the children, you could ask him/her to write a letter explaining this
	Medical evidence of long term physical/mental health conditions	If your partner or children have any long term physical or mental health conditions you should provide proof of this through letters from the treatment centre.

Witness statement Heading 4 - Specific difficulties that my partner /children would face if they were to relocate to join me in the country of deportation

- **Safety**

If you believe that it would not be safe for your family to go to live with you in the country of deportation, explain why. For example, it may be that the country is in a state of conflict or it may be that the law in your country would mean that your partner could not live a normal life there. If your partner is from the country that the Home Office wants to deport you to and has a grant of Refugee Status or of Humanitarian Protection, that will be important evidence that they should not be expected to relocate there from the UK.

- **Right of entry to your country for your family**

If you believe that your partner would not have a right to enter the country the Home Office intends to deport you to, you should explain why that is.

- **Education/health services**





If you believe that the education or health service cannot meet the particular needs of your family, explain why.

Action point

Remember to use the checklist below to help you gather your supporting evidence.

SUPPORTING EVIDENCE CHECKLIST

Types of evidence to show the difficulties your partner/children would face if they were to join you in the country of deportation

	<p>If you believe that it would be unsafe for your family to join you in your country of deportation, try to provide evidence to support this. For example, you or your partner or a friend could access the internet to obtain information on country conditions. It is best to provide evidence from well-respected sources such as Amnesty International or Human Rights Watch.</p>
	<p>If your partner is also a national of the country the Home Office want to deport you to and has a grant of Refugee Status or a grant of Humanitarian Protection, you should provide a copy of their Immigration Status Document.</p>
	<p>If you believe that your partner or children have no right of entry to your country of deportation, your partner could write to the appropriate embassy setting down their personal details and asking whether entry would be allowed.</p>
	<p>If you believe that the health or education services in the country of deportation would not meet the particular needs of your family, such that moving there would have a significantly negative impact on their wellbeing or educational development, you should provide evidence. For example, you or your partner or a friend could access the internet to obtain information on the health or education service in the country of deportation. Try to use information from respected sources such as The World Health Organisation (WHO) and the relevant United Nations agency.</p>

Witness statement Heading 5 - Other family members

You may have other family in the UK such as parents/ siblings/extended family.

- Provide details of any other close family with whom you maintain regular contact, for example parents, brothers or sisters.
- As an adult, you are expected to be able to live separately from your parents/ siblings etc. However, if there are particular reasons why you need to stay in the UK to be with them explain this as fully as you can, for example long term illness of a close family member.

Witness statement Heading 6 - Risk of re-offending and risk of harm to the public

The Home Office will argue that it is in the public interest to deport you because of your past offending, the risk of re-offending and harm to the public. You will need to explain as fully as you can in your witness statement why you will not re-offend.

Explain in detail in your witness statement ***all steps you have taken to address your past offending behaviour***. For example:

- List all the courses that you have taken in prison and provide certificates.
- Explain your good behaviour in prison, for example:
 - ◇ Were you trusted with a prison job?
 - ◇ Did you obtain 'enhanced prisoner status'?
 - ◇ Are there any adjudications against you?
- Explain how you plan to avoid the situation that caused you to offend in the past. For example, how you will avoid specific people that you know are a bad influence on you.
- If you believe that returning to family life with your partner/children will help you to avoid re-offending, you should explain why this is so.
- If your family life did not prevent you from offending in the past, you need to explain why things will be different this time. For example, explain if time away from your family while in prison has helped you to realise how important they are to you and/or how your past offending has affected them.
- If your past offending was linked to an addiction such as drug or alcohol or gambling, explain what steps you will take to ensure that you do not fall back into misuse once outside the closed environment of the prison or removal centre, e.g. are there support organisations in your home area that you can access?

Witness statement Heading 7 - Supporting witness statements from family/friends

It is important to obtain witness statements from other people who can support your arguments against deportation. These are likely to be people who you have mentioned in your own witness statement.

This section provides advice for them on how to write a witness statement that you can submit to the Home Office or the Court .

Partner/spouse

This should always include the following essential information:

- Nationality
- If they are not a British citizen, their immigration status and how long they have lived in the UK
- Their date of birth
- Their current address
- How long they have been in a relationship with you
- Any difficulties they experienced in caring for the children when you were in prison and/or immigration detention
- The nature and extent of contact that was maintained with the children while you were in prison or immigration detention. For example through letters, cards, telephone calls or personal visits.
- Any difficulties that the children experienced when you were away from the family home in prison or immigration detention.
- If they do not plan to return with you to the country of deportation, their reasons for this.
- How they believe their life would be affected if you were deported from the UK. If you have already been deported prior to your appeal, include information on how it is affecting them now.
- How they believe the children would be affected if you were deported from the UK. If you have already been deported prior to your appeal, then include information on how it is affecting them now.

Ex-partner(s)

This will be very important if you have children with them and you are in regular contact with the children and an important part of their lives. The witness statement would need to include the following essential information:






- Nationality
- If they are not a British citizen, their immigration status and how long they have lived in the UK.
- Their date of birth

- If you have been released on bail or on Temporary Admission can you show that you have been accessing support to deal with your addiction if that was linked to your past offending?
- Explain what you plan to do if you can stay in the UK. For example, if you plan to find employment, what skills do you have?

Action point: Remember to use the checklist below to help you gather your supporting evidence.

SUPPORTING EVIDENCE CHECKLIST

Types of evidence to show that you pose a low risk of reoffending and low risk of harm to a named individual, group of people, or to the public

	Copies of certificates of courses you have completed to deal with underlying causes of your offending, e.g. drugs/alcohol awareness courses, violence reduction courses, thinking skills courses etc.
	Copies of certificates of courses you have completed to improve your education/employment skills.
	Copies of negative drug tests if drug misuse was linked to your offending.
	Supporting letters from prison staff if you have shown good behaviour.
	Make a note of any positive comments in your OASys/NOMS report.

- The names and dates of birth of your children/step children and the role that you play in their lives
- The nature and extent of contact that was maintained with the children while you were in prison or immigration detention. For example through letters, cards, telephone calls or personal visits.
- How they believe their children's lives would be affected if you were to be deported from the UK and why they believe this. If you have already been deported prior to your appeal, then include information on how it is affecting them now.

Your children

If your children know that you may be deported then, depending on their age and maturity, you could ask them if they would like the immigration judge to know how they would feel if you were deported. They could write a short statement in their own handwriting, to be given to the Home Office and the judge. If you have already been deported prior to your appeal, then they may be able to write about how this is affecting them already.



Bail for Immigration Detainees (BiD) is a registered Charity No. 1077187.

Registered in England as a Limited Company No. 3803669.

Accredited by the Office of the Immigration Services Commissioner Ref. No. N200100147.

7. Useful Contacts

PRCBC (Project for the Registration of Children as British Citizens)

This project provides advice and assistance with Registration of children as British Citizens.

Ealing Law Centre
210 Northfield Avenue
London
W13 9SJ

Telephone: 020 8579 4598
Email: info@ealinglaw.org.uk

Public Law Project

This project can assist with applying for 'Exceptional Case Funding'. You can obtain advice on making an exceptional funding application to apply for legal aid to cover the cost of preparation of your case and representation at appeal.

150 Caledonian Road
London
N1 9RD

Telephone: 020 7843 1260
Email: exceptionalfunding@publiclawproject.org.uk

Rights of Women

This organisation provides advice on the following:

- claiming asylum
- the rights of Europeans and their families in the UK
- Trafficking
- immigration law including domestic violence, long residence and family life
- financial support options including for women with no recourse to public funds

52-54 Featherstone Street
London EC1Y 8RT
Advice line 020 7490 7689 (Monday 12-3pm and Thursday 10am-1pm)

8. Case Preparation Evidence Checklist

Using a checklist can help you to gather the information that you need for your deportation appeal.

Evidence needed	Action taken	Date of action	Received	Next steps	Notes
<i>Example</i> e.g. Letter from school	<i>Asked my partner to ask my son's school for a letter</i>	<i>1 June 2015</i>	<i>No</i>	<i>Will ask her again on Saturday</i>	

Notes

Notes

How to contact BID

By post:

Freepost RTSU-ZJCB-XCSX

Bail for Immigration Detainees (BID)

1b Finsbury Park Road

London

N4 2LA

Fax: 020 3745 5226

General enquiries: enquiries@biduk.org

Casework enquiries: casework@biduk.org

Advice Line: 020 7456 9750
(Mon-Thurs, 10am - 12 midday)

BiD Bail for
Immigration
Detainees

Bail for Immigration Detainees (BID) is a registered Charity No. 1077187.

Registered in England as a Limited Company No. 3803669.

Accredited by the Office of the Immigration Services Commissioner Ref. No. N200100147.



@BIDdetention



BIDdetention



www.biduk.org